

MAZDA3



PRICE AND SPECIFICATION GUIDE



All-New Mazda3, the first of the new generation Mazda range. With its matured Kodo design language, ingenious technologies and finest quality materials, the new generation Mazda3 offers drivers something more than just a car. Jinba Ittai, 'oneness' between driver and machine is evident once All-New Mazda3 is taken to the road. A quieter cabin and human centric Skyactiv-Vehicle Architecture creates a comfortable and pleasant driving experience like no other.

The powertrain line up comprises of the latest 2.0 Skyactiv-G and Skyactiv-D engines as well as the new 2.0 Skyactiv-X engine, each of which provides a responsive drive in any situation. Based on its philosophy of designing the car around the driver, All-New Mazda3 has dramatically enhanced fundamental driving attributes such that accelerating, turning and braking feel completely natural.

Contact your local Mazda dealer to test drive All-New Mazda3 for yourself, and experience how driving should feel.



ALL-NEW MAZDA3 PRICING

Skyactiv-G Hatchback

	PRICE	VAT	P11D VALUE	ESTIMATED 'ON THE ROAD' RETAIL	CO ₂ EMISSIONS (G/KM)*	BIK TAX (%)^	2019/20 MONTHLY TAX LIABILITY 20%/40%	VED BAND	INSURANCE GROUP
All-New Mazda3 122ps SE-L	£16,975.00	£3,395.00	£20,370	£20,595	117	27%	£92/£183	G	15E
All-New Mazda3 122ps SE-L Auto	£18,058.33	£3,611.67	£21,670	£21,895	126	29%	£105/£209	G	15E
All-New Mazda3 122ps SE-L Lux	£17,891.67	£3,578.33	£21,470	£21,695	117	27%	£97/£193	G	15E
All-New Mazda3 122ps SE-L Lux Auto	£18,975.00	£3,795.00	£22,770	£22,995	126	29%	£110/£220	G	15E
All-New Mazda3 122ps Sport Lux	£18,808.33	£3,761.67	£22,570	£22,795	119	27%	£102/£203	G	16E
All-New Mazda3 122ps Sport Lux Auto	£19,891.67	£3,978.33	£23,870	£24,095	128	29%	£115/£231	G	16E
All-New Mazda3 122ps GT Sport	£20,308.33	£4,061.67	£24,370	£24,595	119	27%	£110/£219	G	17E
All-New Mazda3 122ps GT Sport Auto	£21,391.67	£4,278.33	£25,670	£25,895	128	29%	£124/£248	G	17E
All-New Mazda3 122ps GT Sport Tech	£21,058.33	£4,211.67	£25,270	£25,495	119	27%	£114/£227	G	17E
All-New Mazda3 122ps GT Sport Tech Auto	£22,141.67	£4,428.33	£26,570	£26,795	128	29%	£128/£257	G	17E

Skyactiv-X Hatchback

	PRICE	VAT	P11D VALUE	ESTIMATED 'ON THE ROAD' RETAIL	CO ₂ EMISSIONS (G/KM)*	BIK TAX (%)^	2019/20 MONTHLY TAX LIABILITY 20%/40%	VED BAND	INSURANCE GROUP
All-New Mazda3 180ps Sport	£19,475.00	£3,895.00	£23,370	£23,555	100	24%	£93/£187	E	TBC
All-New Mazda3 180ps Sport Auto	£20,725.00	£4,145.00	£24,870	£25,095	119	27%	£112/£224	G	TBC
All-New Mazda3 180ps Sport Lux	£20,558.33	£4,111.67	£24,670	£24,875	103	24%	£99/£197	F	TBC
All-New Mazda3 180ps Sport Lux Auto	£21,808.33	£4,361.67	£26,170	£26,395	120	28%	£122/£244	G	TBC
All-New Mazda3 180ps GT Sport	£22,058.33	£4,411.67	£26,470	£26,675	103	24%	£106/£212	F	TBC
All-New Mazda3 180ps GT Sport Auto	£23,308.33	£4,661.67	£27,970	£28,195	120	28%	£131/£261	G	TBC
All-New Mazda3 180ps GT Sport Tech	£22,808.33	£4,561.67	£27,370	£27,575	103	24%	£109/£219	F	TBC
All-New Mazda3 180ps GT Sport Tech Auto	£24,058.33	£4,811.67	£28,870	£29,095	120	28%	£135/£269	G	TBC
All-New Mazda3 180ps AWD GT Sport Tech	£24,641.67	£4,928.33	£29,570	£29,775	109	25%	£123/£246	F	TBC
All-New Mazda3 180ps AWD GT Sport Tech Auto	£25,891.67	£5,178.33	£31,070	£31,295	125	29%	£150/£300	G	TBC

Options

	BASIC PRICE	VAT	RRP
Mica/Metallic/Pearlescent Paint (excluding Soul Red and Machine Grey Metallic)	£458.33	£91.67	£550.00
Machine Grey Metallic Paint	£558.33	£111.67	£670.00
Soul Red Crystal Metallic Paint	£658.33	£131.67	£790.00
Burgundy* or Stone** leather trim	£166.67	£33.33	£200.00

*Skyactiv-X GT Sport and GT Sport Tech hatchback models only. **Skyactiv-X GT Sport and GT Sport Tech saloon models only.

*Figures shown are for comparability purposes; only compare fuel consumption and CO₂ figures with other cars tested to the same technical procedures. These figures may not reflect real life driving results, which will depend upon a number of factors including the accessories fitted (post-registration), variations in weather, driving styles and vehicle load. There is a new test used for fuel consumption and CO₂ figures. The CO₂ figures shown however, are based on the outgoing test cycle and will be used to calculate vehicle tax on first registration.

^The BIK % figure quoted includes the 4% diesel supplement, where applicable. VED / BIK effective from 1 April 2019.

Skyactiv-D Hatchback

	PRICE	VAT	P11D VALUE	ESTIMATED 'ON THE ROAD' RETAIL	CO ₂ EMISSIONS (G/KM)*	BIK TAX (%)^	2019/20 MONTHLY TAX LIABILITY 20%/40%	VED BAND	INSURANCE GROUP
All-New Mazda3 116ps SE-L Diesel	£18,475.00	£3,695.00	£22,170	£22,395	107	29%	£107/£214	F	15E
All-New Mazda3 116ps SE-L Auto Diesel	£19,558.33	£3,911.67	£23,470	£23,735	121	32%	£125/£250	G	15E
All-New Mazda3 116ps SE-L Lux Diesel	£19,391.67	£3,878.33	£23,270	£23,495	107	29%	£112/£225	F	15E
All-New Mazda3 116ps SE-L Lux Auto Diesel	£20,475.00	£4,095.00	£24,570	£24,835	121	32%	£131/£262	G	15E
All-New Mazda3 116ps Sport Lux Diesel	£20,308.33	£4,061.67	£24,370	£24,595	109	29%	£118/£236	F	17E
All-New Mazda3 116ps Sport Lux Auto Diesel	£21,391.67	£4,278.33	£25,670	£25,935	127	33%	£141/£282	G	17E
All-New Mazda3 116ps GT Sport Diesel	£21,808.33	£4,361.67	£26,170	£26,395	109	29%	£126/£253	F	17E
All-New Mazda3 116ps GT Sport Auto Diesel	£22,891.67	£4,578.33	£27,470	£27,735	127	33%	£151/£302	G	17E

Skyactiv-X Saloon

	PRICE	VAT	P11D VALUE	ESTIMATED 'ON THE ROAD' RETAIL	CO ₂ EMISSIONS (G/KM)*	BIK TAX (%)^	2019/20 MONTHLY TAX LIABILITY 20%/40%	VED BAND	INSURANCE GROUP
All-New Mazda3 Saloon 180ps Sport	£19,475.00	£3,895.00	£23,370	£23,555	96	23%	£90/£179	E	TBC
All-New Mazda3 Saloon 180ps Sport Auto	£20,725.00	£4,145.00	£24,870	£25,095	117	27%	£112/£224	G	TBC
All-New Mazda3 Saloon 180ps Sport Lux	£20,558.33	£4,111.67	£24,670	£24,875	102	24%	£99/£197	F	TBC
All-New Mazda3 Saloon 180ps Sport Lux Auto	£21,808.33	£4,361.67	£26,170	£26,395	117	27%	£118/£236	G	TBC
All-New Mazda3 Saloon 180ps GT Sport	£22,058.33	£4,411.67	£26,470	£26,675	102	24%	£106/£212	F	TBC
All-New Mazda3 Saloon 180ps GT Sport Auto	£23,308.33	£4,661.67	£27,970	£28,195	117	27%	£126/£252	G	TBC
All-New Mazda3 Saloon 180ps GT Sport Tech	£22,808.33	£4,561.67	£27,370	£27,575	102	24%	£109/£219	F	TBC
All-New Mazda3 Saloon 180ps GT Sport Tech Auto	£24,058.33	£4,811.67	£28,870	£29,095	117	27%	£130/£260	G	TBC

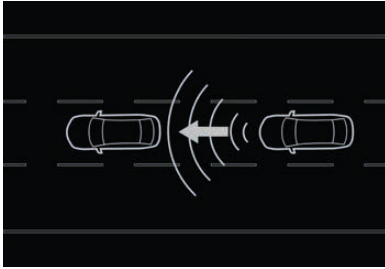
Skyactiv-D Saloon

	PRICE	VAT	P11D VALUE	ESTIMATED 'ON THE ROAD' RETAIL	CO ₂ EMISSIONS (G/KM)*	BIK TAX (%)^	2019/20 MONTHLY TAX LIABILITY 20%/40%	VED BAND	INSURANCE GROUP
All-New Mazda3 Saloon 116ps Sport Lux Diesel	£20,308.33	£4,061.67	£24,370	£24,595	108	29%	£118/£236	F	TBC
All-New Mazda3 Saloon 116ps Sport Lux Auto Diesel	£21,391.67	£4,278.33	£25,670	£25,935	126	33%	£141/£282	G	TBC
All-New Mazda3 Saloon 116ps GT Sport Diesel	£21,808.33	£4,361.67	£26,170	£26,395	108	29%	£126/£253	F	TBC
All-New Mazda3 Saloon 116ps GT Sport Auto Diesel	£22,891.67	£4,578.33	£27,470	£27,735	126	33%	£151/£302	G	TBC

*Figures shown are for comparability purposes; only compare fuel consumption and CO₂ figures with other cars tested to the same technical procedures. These figures may not reflect real life driving results, which will depend upon a number of factors including the accessories fitted (post-registration), variations in weather, driving styles and vehicle load. There is a new test used for fuel consumption and CO₂ figures. The CO₂ figures shown however, are based on the outgoing test cycle and will be used to calculate vehicle tax on first registration.

^The BIK % figure quoted includes the 4% diesel supplement, where applicable. VED / BIK effective from 1 April 2019.

ADVANCED SAFETY TECHNOLOGY



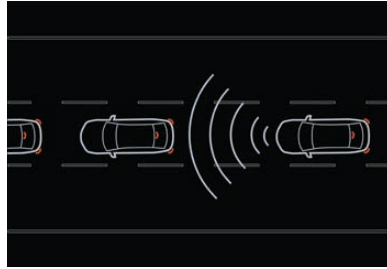
MAZDA RADAR CRUISE CONTROL (MRCC)

MRCC is an adaptive cruise control system. To activate, the driver sets a maximum speed (just as with cruise control) and size of the gap to maintain. The radar watches for traffic ahead and once the system senses a vehicle in front, the car will slow down and speed up automatically maintaining the drivers preset distance.

STOP & GO

Automatic models also have the additional feature of 'Stop & Go', meaning the vehicle will automatically accelerate and brake in start / stop traffic with minimal input from the driver.


Mazda Radar Cruise Control standard across the range.



ADVANCED SMART CITY BRAKE SUPPORT (SCBS)

Designed to help avoid or minimise the effects of collisions at speeds up to approximately 50mph. The forward-facing camera and laser-based system continually monitors the gap and closing speed of the vehicle in front, and applies the brake if a collision is likely. The pedestrian Autonomous Emergency Braking (AEB) system monitors the surroundings and aids the driver if the system detects a potential collision involving pedestrians making city driving safer.

Advanced Smart City Brake Support standard across the range.



BLIND SPOT MONITORING (BSM)

Warns you of a vehicle entering a detection zone situated up to 50 metres behind, by activating a door-mirror mounted warning light on the relevant side of the vehicle. If you then indicate prior to turning in that direction, the warning light flashes and an audible alert sounds. Working at speeds as low as 20mph the system can prevent drivers from moving into the path of a following vehicle.

Blind Spot Monitoring standard across the range.



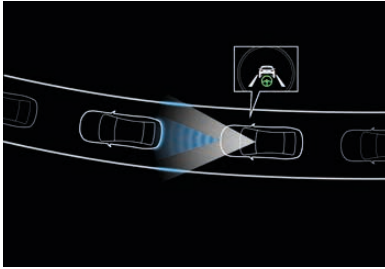
WINDSCREEN PROJECTED COLOUR ACTIVE DRIVING DISPLAY

The colour Active Driving Display projects essential driver information including speed, turn-by-turn navigation and traffic signs onto the windscreen, closer to the drivers field of vision meaning you can safely focus on the road ahead.

Colour Active Driving Display standard across the range.

MAZDA M HYBRID

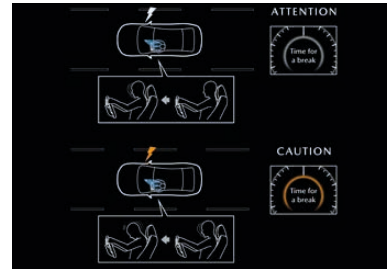
Constantly striving to further improve fuel economy and lower emissions, Mazda has introduced an intelligent Mild Hybrid system called Mazda M Hybrid which uses kinetic energy from regenerative braking to help acceleration from launch and power electronics. All-New Mazda3 will be the first to feature this new technology which comes as standard on 2.0 Skyactiv-G and 2.0 Skyactiv-X petrol engines. The result is a car that delivers outstanding performance, low running costs and strong environmental credentials.



CRUISING AND TRAFFIC SUPPORT (CTS)

Reduces driver fatigue and supports a safer, more reassuring and more comfortable driving experience by reducing stress generally caused by traffic jams. CTS automatically operates the accelerator and brake pedals to maintain a proper trailing distance between All-New Mazda3 and the vehicle ahead. In addition, it assists with steering operations to keep the car in its proper lane. Because the steering control is strictly limited to assisting the driver, it is the driver who steers the car. CTS will not turn the car on its own were the driver to remove his or her hands from the steering wheel.

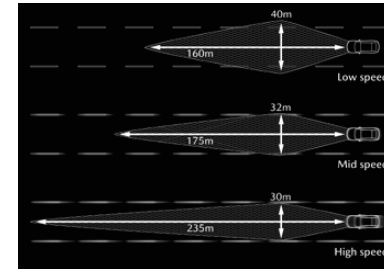
Cruising and Traffic Support standard on GT Sport Tech grade.



DRIVER MONITORING (DM)

The Driver Monitoring system detects sleepiness or inattention by monitoring changes in expression or movement of the driver's line of sight. A camera and infrared LED monitor the driver's condition both day and night, even if the driver wears sunglasses. If the system determines that the driver has fallen asleep or is inattentive leading to the possibility of a collision, it sounds an alert to make the driver aware while also hastening the warning timing for automatic braking to help prepare for a potential incident.

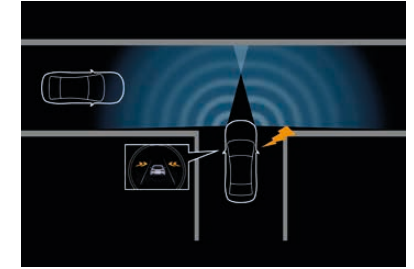
Driver Monitoring system standard on GT Sport Tech grade.



ADAPTIVE LED HEADLIGHTS (ALH)

The evolved version of Mazda's Adaptive LED Headlights (ALH) adopted on All-New Mazda3 further improves night time visibility with a range of approximately 200m. It makes it easier to identify pedestrians and other objects and raise the level of reassurance and confidence when driving at night by automatically switching high beams on and off. It also distributes light from the high beams in three different patterns depending on the car's speed and features six-stage directional control linked to the steering angle.

Adaptive LED Headlights standard from Sport grade.



FRONT CROSS TRAFFIC ALERT (FCTA)

Mazda's newly developed system detects other vehicles approaching from blind spots at the front right or left of the vehicle and alerts the driver of their presence. This helps prevent a common cause of accidents, when cars enter a T-junction with a partially obscured view.

REAR CROSS TRAFFIC ALERT (RCTA)

Rear Cross Traffic Alert system monitors traffic approaching from blind spots when reversing. Both systems operate when the car is moving at speeds of approximately 6mph or less and is only designed to detect motor vehicles.

Rear Cross Traffic Alert standard across the range. Front Cross Traffic Alert standard on GT Sport Tech grade.

ALL-NEW MAZDA3 PAINT AND INTERIOR OPTIONS



ARCTIC WHITE SOLID




SNOWFLAKE WHITE PEARLESCENT*




SONIC SILVER METALLIC*




POLYMETAL GREY METALLIC*^



DEEP CRYSTAL BLUE MICA*



JET BLACK MICA*



MACHINE GREY METALLIC*



SOUL RED CRYSTAL METALLIC*



PREMIUM BLACK CLOTH TRIM
SE-L, SE-L Lux, Sport and Sport Lux grades



BLACK LEATHER
Standard on GT Sport and GT Sport Tech grades



STONE LEATHER
Optional on Skyactiv-X GT Sport and GT Sport Tech Saloon models at additional cost



BURGUNDY LEATHER
Optional on Skyactiv-X GT Sport and GT Sport Tech Hatchback models at additional cost

ALL-NEW MAZDA3 ALLOY WHEELS



16" Silver Metallic alloy wheels



18" Grey Metallic alloy wheels



18" Silver Metallic alloy wheels



18" Black Metallic alloy wheels



18" Bright alloy wheels

Please see Exterior specification table for full details of alloy wheel availability.

ALL-NEW MAZDA3 SPECIFICATIONS

Exterior

		SE-L	SE-L Lux	Sport	Sport Lux	GT Sport	GT Sport Tech
Bumpers:	Front body-coloured with material colour lower bezel ³⁾	•	•	-	-	-	-
	Front body-coloured with Black lower bezel ¹⁾	-	-	•	•	•	•
	Front body-coloured with Black / Bright lower bezel ²⁾	-	-	•	•	•	•
	Rear gloss black lower moulding ¹⁾	•	•	•	•	•	•
Door mirrors:	Electrically-adjustable, heated, auto power-folding door mirrors	•	•	•	•	•	•
	With driver door mirror auto-dimming function	-	•	-	•	•	•
	With adjustable memory and tilt-down function when reversing	-	-	-	-	•	•
Emergency tyre repair kit:		•	•	•	•	•	•
Grille:	Black gloss finish	•	•	•	•	•	•
	Dark metallic finish signature wing ¹⁾	•	•	•	•	•	•
Headlights:	LED, with auto headlight levelling	•	•	•	•	•	•
	High Beam Control (HBC)	•	•	•	•	•	•
	Dusk-sensing headlights	•	•	•	•	•	•
	Coming home / leaving home lights	•	•	•	•	•	•
	Daytime running lights	•	•	•	•	•	•
	Adaptive LED headlights (ALH)	-	-	•	•	•	•
	Signature LED lights	-	-	•	•	•	•
Rear lights:	Rear fog light	•	•	•	•	•	•
	LED rear combination lights with LED rear turn lights	•	•	-	-	-	-
	Signature LED rear combination lights with LED rear turn lights	-	-	•	•	•	•
Metallic/Mica/Pearlescent paint:		○	○	○	○	○	
Parking sensors:	Rear only	•	-	•	-	-	-
	Front and Rear	-	•	-	•	•	•
Parking aids:	Reversing camera	-	•	-	•	•	•
	360° View Monitor (front, rear and side cameras)	-	-	-	-	-	•
Privacy glass:	Rear side and rear windows	-	-	•	•	•	•
Rear roof spoiler:	Gloss Black ¹⁾	•	•	•	•	•	•
Tyres and wheels:	205/60 R16 with 16" Silver Metallic alloy wheels	•	•	•	-	-	-
	215/45 R18 with 18" Silver Metallic alloy wheels (Diesel saloon models only)	-	-	-	•	•	-
	215/45 R18 with 18" Grey Metallic alloy wheels (Petrol and Diesel hatchback models only)	-	-	-	•	•	•
	215/45 R18 with 18" Bright alloy wheels (Skyactiv-X Saloon models only)	-	-	-	•	•	•
	215/45 R18 with 18" Black Metallic alloy wheels (Skyactiv-X Hatchback models only)	-	-	-	•	•	•
Wipers:	Front, rain-sensing wipers	•	•	•	•	•	•
	Rear	•	•	•	•	•	•

• = Standard equipment; - = Not available; ○ = Option available at additional cost.

¹⁾ Hatchback models only. ²⁾ Skyactiv-X Saloon only. ³⁾ Diesel Saloon only.

Interior

		SE-L	SE-L Lux	Sport	Sport Lux	GT Sport	GT Sport Tech
Colour Active Driving Display:	Windscreen projected (colour head-up display) featuring Traffic Sign Recognition, vehicle speed including warnings, turn-by-turn navigation and Mazda Radar Cruise Control information	•	•	•	•	•	•
Electrical power outlet:		•	•	•	•	•	•
Gear knob:	Leather-wrapped	•	•	•	•	•	•
Grab handles:	Driver, front passenger and two rear, with coat hooks	•	•	•	•	•	•
Electronic Parking Brake:	With auto-disengage function, auto-hold function	•	•	•	•	•	•
Door trim:	Cloth	•	•	•	•	-	-
	Vinyl Leather	-	-	-	-	•	•
Trim:	Chrome interior trim accents (steering wheel centre bezel, surround start / stop and glove box handle)	-	-	•	•	•	•
Interior Mirror:	Auto-dimming rear-view mirror	-	•	-	-	-	-
	Frameless auto-dimming rear-view mirror	-	-	•	•	•	•
Luggage compartment:	Light	•	•	•	•	•	•
Meter set display:	Trip computer	•	•	•	•	•	•
	Colour 7-inch TFT display (provides speed, traffic signs and Mazda Radar Cruise Control information)	•	•	•	•	•	•
Front seats:	Driver's seat, manual tilt, slide, recline and height adjustment	•	•	•	•	-	-
	Front passenger's seat manual slide, recline and height adjustment	•	•	•	•	•	•
	Driver's seat, power slide, recline, height and lumbar adjustment with Head-up Display and mirror memory	-	-	-	-	•	•
	Premium black cloth trim	•	-	-	-	-	-
	Premium black cloth seats, front heated with 3-stage setting	-	•	•	•	-	-
	Black leather seats, front heated with 3-stage setting	-	-	-	-	-	•
	Burgundy leather seats, front heated with 3-stage setting	-	-	-	-	O ¹⁾	O ¹⁾
Stone leather seats, front heated with 3-stage setting	-	-	-	-	O ²⁾	O ²⁾	
Rear seats:	Three height-adjustable head restraints	•	•	•	•	•	•
	60:40 split fold down rear seats	•	•	•	•	•	•
	Folding centre armrest equipped with two cup holders	•	•	•	•	•	•
Steering wheel:	Leather-wrapped	•	•	•	•	•	•
	Tilt and height adjustment	•	•	•	•	•	•
	Heated	-	-	-	-	•	•
	Paddle shift for automatic transmission	-	-	•	•	•	•
Storage spaces:	Door pockets (driver, front passenger and two rear)	•	•	•	•	•	•
	Seatback pocket (front passenger)	•	•	•	•	•	•
	Front centre storage with two cupholders	•	•	•	•	•	•
	Glovebox with interior illumination	•	•	•	•	•	•
	Roof mounted sunglasses holder	•	•	•	•	•	•

• = Standard equipment; - = Not available; O = Option available at additional cost.

¹⁾ Optional on Skyactiv-X Hatchback models at additional cost.

²⁾ Optional on Skyactiv-X Saloon models at additional cost.

Infotainment

		SE-L	SE-L Lux	Sport	Sport Lux	GT Sport	GT Sport Tech
Integrated Bluetooth®:	Allows hands-free calling and easy access to phone contacts via steering wheel controls or Multimedia Commander	•	•	•	•	•	•
	Audio transfer from Bluetooth® devices	•	•	•	•	•	•
Mazda Multimedia System:	AM / FM / DAB radio, with 8 speakers	•	-	•	-	-	-
	AM / FM / DAB radio, single CD / MP3 with 8 speakers	-	•	-	•	-	-
	AM / FM / DAB radio, single CD / MP3 featuring 12-Speaker Bose surround sound system, with Bose CenterPoint, BassMatch and AudioPilot technology.	-	-	-	-	•	•
	8.8 inch TFT Colour centre display	•	•	•	•	•	•
	Steering wheel-mounted audio and Bluetooth® controls	•	•	•	•	•	•
	2 USB charging ports	•	•	•	•	•	•
	Apple CarPlay® and Android Auto™	•	•	•	•	•	•
Mazda Navigation System:	European mapping with alternative route calculations, point of interest search and 5-years free map updates	•	•	•	•	•	•
Multimedia Commander:	Located between the driver and front passenger, the Multimedia Commander allows easy control of the advanced connectivity and infotainment system, with information displayed on the 8.8 inch colour centre screen, includes a separate volume control dial	•	•	•	•	•	•

• = Standard equipment; - = Not available; O = Option available at additional cost.

Please visit mazda.co.uk for more information.

Comfort and Convenience

		SE-L	SE-L Lux	Sport	Sport Lux	GT Sport	GT Sport Tech
Manual air-conditioning:		•	-	-	-	-	-
Dual zone climate-controlled air-conditioning:		-	•	•	•	•	•
Electric windows:	Front and rear, with one-touch auto down / up	•	•	•	•	•	•
Engine start / stop button		•	•	•	•	•	•
Front and rear courtesy lights:	When the doors are opened, the white lamps illuminate the area around the feet, while the red lamps inform approaching vehicles that somebody is about to enter or exit the vehicle.	•	•	•	•	•	•
Interior Lighting:	LED lighting	•	•	•	•	•	•
Remote central locking with deadlocking and automatic door lock when driving		•	•	•	•	•	•
Smart keyless entry:	Allows opening and locking of the vehicle without removing the key from your pocket or bag	-	•	-	•	•	•
Mazda Radar Cruise Control (MRCC) (Automatic features Stop & Go function)		•	•	•	•	•	•
Sun visors:	Driver's and front passenger's with covered vanity mirror and driver's ticket holder	•	•	•	•	•	•

• = Standard equipment; - = Not available; O = Option available at additional cost.

Safety and Security

		SE-L	SE-L Lux	Sport	Sport Lux	GT Sport	GT Sport Tech
Smart City Brake Support (SCBS)	Front	•	•	•	•	•	•
	Rear	-	-	-	-	-	•
Airbags:	Dual front airbags	•	•	•	•	•	•
	Front side airbags	•	•	•	•	•	•
	Front and rear curtain airbags	•	•	•	•	•	•
	Front knee airbag for driver	•	•	•	•	•	•
	Front passenger airbag cut-off switch	•	•	•	•	•	•
Anti-lock braking system (ABS)		•	•	•	•	•	•
Blind Spot Monitoring (BSM) with Rear Cross Traffic Alert (RCTA)		•	•	•	•	•	•
Dynamic Stability Control (DSC)		•	•	•	•	•	•
G-Vectoring Control Plus (GVC Plus):	Provides better handling and a smoother ride. Offers more control in various driving situations.	•	•	•	•	•	•
Hill Launch Assist (HLA)		•	•	•	•	•	•
Intelligent Speed Assist (ISA)		•	•	•	•	•	•
ISOFIX child seat anchorage; attached to outer rear seats		•	•	•	•	•	•
Lane-keep Assist System (LAS) with Lane Departure Warning System (LDWS)		•	•	•	•	•	•
Seatbelt reminder audible warning:	Driver, passenger and rear seats	•	•	•	•	•	•
Seatbelts:	Front, 3-point (ELR) x 2 with pre-tensioners	•	•	•	•	•	•
	Rear, 3-point (ELR)	•	•	•	•	•	•
Thatcham Accredited alarm and immobiliser		•	•	•	•	•	•
Traction Control System (TCS)		•	•	•	•	•	•
Cruising Traffic Support (CTS)		-	-	-	-	-	•
Driver Attention Alert (DAA)		•	•	•	•	•	•
Driver Monitoring (DM)		-	-	-	-	-	•
e-Call with GPS:	In the case of an accident, either provides a manual or automated message to the emergency services, which includes the vehicle's location. (European Union only).	•	•	•	•	•	•
Emergency Stop Signalling system (ESS)		•	•	•	•	•	•
Tyre Pressure Monitoring System (TPMS)		•	•	•	•	•	•

• = Standard equipment; - = Not available; O = Option available at additional cost.

ALL-NEW MAZDA3 TECHNICAL INFORMATION



Dimensions

	HATCHBACK	SALOON
Overall length / width ¹⁾ / height (mm)	4460 / 1795 ¹⁾ / 1435	4660 / 1795 ¹⁾ / 1440
Wheelbase (mm)	2725	2725
Ground clearance between the axles – unladen (mm)	140	140
Front track / Rear track (mm)	1570 / 1580	1570 / 1580
Front headroom / leg room / shoulder room (mm)	965 / 1075 / 1414	965 / 1075 / 1414
Rear headroom / leg room / shoulder room (mm)	947 / 891 / 1356	947 / 891 / 1359
Cargo volume, acc. to VDA (l): 5-seat mode (to belt line, including underfloor storage) ²⁾	351 (358)	444

¹⁾ Vehicle width excludes mirrors.

²⁾ First figure is without underfloor storage, figure in brackets includes underfloor storage and excludes Bose.

Model availability

	2.0 Skyactiv-G	2.0 Skyactiv-G	2.0 Skyactiv-X	2.0 Skyactiv-X	2.0 Skyactiv-X	2.0 Skyactiv-X	1.8 Skyactiv-D	1.8 Skyactiv-D
	Petrol 122ps	Petrol 122ps	Petrol 180ps	Petrol 180ps	Petrol 180ps	Petrol 180ps	Diesel 116ps	Diesel 116ps
	Manual	Automatic	Manual	Automatic	AWD Manual	AWD Automatic	Manual	Automatic
SE-L	•	•	-	-	-	-	•	•
SE-L Lux	•	•	-	-	-	-	•	•
Sport	-	-	•	•	-	-	-	-
Sport Lux	•	•	•	•	-	-	•	•
GT Sport	•	•	•	•	-	-	•	•
GT Sport Tech	•	•	•	•	•	•	-	-

EMISSIONS

CO₂ g/km: 128 - 96

WLTP Combined mpg (l/100km): 42.2 (6.7) - 56.5 (5.0)

Figures shown are for comparability purposes; only compare fuel consumption and CO₂ figures with other cars tested to the same technical procedures. These figures may not reflect real life driving results, which will depend upon a number of factors including the accessories fitted (post-registration), variations in weather, driving styles and vehicle load. There is a new test used for fuel consumption and CO₂ figures. The CO₂ figures shown however, are based on the outgoing test cycle and will be used to calculate vehicle tax on first registration.

		HATCHBACK							
		2.0 Skyactiv-G	2.0 Skyactiv-G	2.0 Skyactiv-X	2.0 Skyactiv-X	2.0 Skyactiv-X AWD	2.0 Skyactiv-X AWD	1.8 Skyactiv-D	1.8 Skyactiv-D
		Petrol 122ps	Petrol 122ps	Petrol 180ps	Petrol 180ps	Petrol 180ps	Petrol 180ps	Diesel 116ps	Diesel 116ps
		Manual	Automatic	Manual	Automatic	Manual	Automatic	Manual	Automatic
ENGINE									
Displacement (cc)		1998	1998	1998	1998	1998	1998	1759	1759
Bore x Stroke (mm)		83.5 x 91.2	83.5 x 91.2	83.5 x 91.2	83.5 x 91.2	83.5 x 91.2	83.5 x 91.2	79.0 x 89.7	79.0 x 89.7
Valves per cylinder		4	4	4	4	4	4	4	4
Compression ratio		13.0:1	13.0:1	16.3:1	16.3:1	16.3:1	16.3:1	14.8:1	14.8:1
Gear shift indicator		•	-	•	-	•	-	•	-
i-stop system		•	•	•	•	•	•	•	•
Mazda M Hybrid		•	•	•	•	•	•	-	-
Cylinder Deactivation		•	•	-	-	-	-	-	-
PERFORMANCE									
Maximum power output (ps (KW) / rpm)		122 (90) / 6000	122 (90) / 6000	180 (132) / 6000	180 (132) / 6000	180 (132) / 6000	180 (132) / 6000	116 (85) / 4000	116 (85) / 4000
Max. torque (Nm / rpm)		213 / 4000	213 / 4000	224 / 3000	224 / 3000	224 / 3000	224 / 3000	270/1600-2600	270/1600-2600
Acceleration (0-62 mph in seconds)		10.4	10.8	8.2	8.6	8.5	8.9	10.3	12.1
Top Speed (mph)		122	122	134	134	133	131	121	119
FUEL ECONOMY AND CO ₂ EMISSIONS									
Fuel consumption ¹⁾ mpg (l/100km) 16" alloy / 18" alloy	Low	33.2 (8.5) / 33.2 (8.5)	30.1 (9.4) / 30.1 (9.4)	42.8 (6.6) / 39.8 (7.1)	35.3 (8.0) / 34.9 (8.1)	36.2 (7.8) / 36.2 (7.8)	32.5 (8.7) / 30.4 (9.3)	56.5 (5.0) / 55.4 (5.1)	44.1 (6.4) / 44.8 (6.3)
	Medium	48.7 (5.8) / 47.9 (5.9)	47.9 (5.9) / 45.6 (6.2)	54.3 (5.2) / 51.4 (5.5)	48.7 (5.8) / 48.7 (5.8)	49.6 (5.7) / 46.3 (6.1)	44.1 (6.4) / 43.5 (6.5)	58.9 (4.8) / 56.5 (5.0)	48.7 (5.8) / 48.7 (5.8)
	High	54.3 (5.2) / 52.3 (5.4)	50.4 (5.6) / 49.6 (5.7)	61.4 (4.6) / 56.5 (5.0)	53.3 (5.3) / 52.3 (5.4)	54.3 (5.2) / 53.3 (5.3)	49.6 (5.7) / 47.9 (5.9)	65.7 (4.3) / 64.2 (4.4)	61.4 (4.6) / 60.1 (4.7)
	Extra High	44.8 (6.3) / 44.1 (6.4)	43.5 (6.5) / 41.5 (6.8)	47.1 (6.0) / 45.6 (6.2)	43.5 (6.5) / 42.2 (6.7)	45.6 (6.2) / 44.1 (6.4)	42.8 (6.6) / 39.8 (7.1)	49.6 (5.7) / 49.6 (5.7)	44.8 (6.3) / 44.8 (6.3)
	Combined	45.6 (6.2) / 44.8 (6.3)	43.5 (6.5) / 42.2 (6.7)	51.4 (5.5) / 48.7 (5.8)	45.6 (6.2) / 44.8 (6.3)	47.1 (6.0) / 45.6 (6.2)	42.8 (6.6) / 40.9 (6.9)	56.5 (5.0) / 55.4 (5.1)	50.4 (5.6) / 49.6 (5.7)
CO ₂ emissions ¹⁾ (g/km)		117 / 119	126 / 128	100 / 103	119 / 120	107 / 109	123 / 125	107 / 109	121 / 127
EC emission level		Euro Stage6d Temp							
Recommended fuel		Unleaded 95 RON						Diesel	
Fuel tank capacity (litres)		51	51	51	51	48	48	51	51
WEIGHTS									
Maximum kerb weight (kg) incl. driver (75kg)		1439	1464	1486	1515	1542	1574	1460	1481
Permitted gross vehicle weight (kg)	Total	1875	1907	1929	1952	1980	2013	1898	1919
	Front/rear	985 / 890	1016 / 891	1048 / 881	1070 / 882	1060 / 920	1089 / 924	1023 / 875	1041 / 878
Towing limit (kg) ²⁾	Braked	1300	1300	1300	1300	1300	1300	1300	1300
Maximum roof load (kg)		75	75	75	75	75	75	75	75

• = Standard equipment, - = Not available.

¹⁾ Figures shown are for comparability purposes; only compare fuel consumption and CO₂ figures with other cars tested to the same technical procedures. These figures may not reflect real life driving results, which will depend upon a number of factors including the accessories fitted (post-registration), variations in weather, driving styles and vehicle load. There is a new test used for fuel consumption and CO₂ figures. The CO₂ figures shown however, are based on the outgoing test cycle and will be used to calculate vehicle tax on first registration.

*Figures on the left apply to models fitted with 16" alloy wheels. Figures to the right apply to models fitted with 18" alloy wheels.

²⁾ Towing capacity is based on a 12% gradient and tested in accordance with 92/21/EEC as amended by 95/48/EC.

		SALOON			
		2.0 Skyactiv-X	2.0 Skyactiv-X	1.8 Skyactiv-D	1.8 Skyactiv-D
		Petrol 180ps	Petrol 180ps	Diesel 116ps	Diesel 116ps
		Manual	Automatic	Manual	Automatic
ENGINE					
Displacement (cc)		1998	1998	1759	1759
Bore x Stroke (mm)		83.5 x 91.2	83.5 x 91.2	79.0 x 89.7	79.0 x 89.7
Valves per cylinder		4	4	4	4
Compression ratio		16.3:1	16.3:1	14.8:1	14.8:1
Gear shift indicator		•	-	•	-
i-stop system		•	•	•	•
Mazda M Hybrid		•	•	-	-
Cylinder Deactivation		-	-	-	-
PERFORMANCE					
Maximum power output (ps (KW) / rpm)		180 (132) / 6000	180 (132) / 6000	116 (85) / 4000	116 (85) / 4000
Max. torque (Nm / rpm)		224 / 3000	224 / 3000	270/1600-2600	270/1600-2600
Acceleration (0-62 mph in seconds)		8.2	8.6	10.3	12.1
Top Speed (mph)		134	134	124	124
FUEL ECONOMY AND CO ₂ EMISSIONS					
Fuel consumption ¹⁾ * mpg (l/100km) 16" alloy / 18" alloy	Low	41.5 (6.8) / 40.4 (7.0)	35.8 (7.9) / 34.4 (8.2)	57.6 (4.9) / 56.5 (5.0)	44.8 (6.3) / 43.5 (6.5)
	Medium	53.3 (5.3) / 52.3 (5.4)	49.6 (5.7) / 47.9 (5.9)	58.9 (4.8) / 57.6 (4.9)	49.6 (5.7) / 48.7 (5.8)
	High	60.1 (4.7) / 57.6 (4.9)	54.3 (5.2) / 52.3 (5.4)	68.9 (4.1) / 67.3 (4.2)	64.2 (4.4) / 61.4 (4.6)
	Extra High	50.4 (5.6) / 48.7 (5.8)	45.6 (6.2) / 44.8 (6.3)	49.6 (5.7) / 49.6 (5.7)	47.1 (6.0) / 44.8 (6.3)
	Combined	52.3 (5.4) / 50.4 (5.6)	47.1 (6.0) / 45.6 (6.2)	58.9 (4.8) / 56.5 (5.0)	51.4 (5.5) / 49.6 (5.7)
CO ₂ emissions ¹⁾ * (g/km)		96 / 102	117 / 117	106 / 108	120 / 126
EC emission level		Euro Stage6d Temp			
Recommended fuel		Unleaded 95 RON		Diesel	
Fuel tank capacity (litres)		51	51	51	51
WEIGHTS					
Maximum kerb weight (kg) incl. driver (75kg)		1480	1511	1454	1476
Permitted gross vehicle weight (kg)	Total	1927	1948	1894	1914
	Front/rear	1038 / 889	1060 / 888	1008 / 886	1029 / 885
Towing limit (kg) ²⁾	Braked	1300	1300	1300	1300
Maximum roof load (kg)		75	75	75	75

• = Standard equipment, - = Not available.

¹⁾ Figures shown are for comparability purposes; only compare fuel consumption and CO₂ figures with other cars tested to the same technical procedures. These figures may not reflect real life driving results, which will depend upon a number of factors including the accessories fitted (post-registration), variations in weather, driving styles and vehicle load. There is a new test used for fuel consumption and CO₂ figures. The CO₂ figures shown however, are based on the outgoing test cycle and will be used to calculate vehicle tax on first registration.

*Figures on the left apply to models fitted with 16" alloy wheels. Figures to the right apply to models fitted with 18" alloy wheels.

²⁾ Towing capacity is based on a 12% gradient and tested in accordance with 92/21/EEC as amended by 95/48/EC.

MAZDA SERVICES

MAZDA SERVICE PLANS

Take the hassle out of servicing your car by opting for a Mazda Service Plan from your Mazda dealer. For a manageable monthly sum, your annual Mazda servicing can be covered for 3 years. Contact your Mazda dealer for more information on the options available. At participating dealers only.

The maximum service interval for your Mazda is 12,500 miles or 12 months whichever occurs first, however, the servicing intervals may reduce based on the style of driving and the conditions under which your vehicle is operated.



†ACCESSORIES

There is a full range of Mazda Genuine Accessories available for each Mazda model. For more information contact your Mazda dealer. All Mazda accessories are covered for the duration of the new vehicle warranty when fitted at the point of registration. Labour rates may vary between Mazda dealers.

GENERIC ACCESORIES ACROSS THE RANGE

		RRP
Thule roof carrier attachments	from	£80.47
Mazda child seats	from	£126.77

VED BANDS

VED BAND*	CO ₂ EMISSIONS FIGURE (G/KM)	FIRST-YEAR RATE (£)‡	FIRST YEAR RATE - DIESEL (£)‡	STANDARD RATE (£)
A	0	0	0	0
B	1 - 50	10	25	145
C	51 - 75	25	110	145
D	76 - 90	110	130	145
E	91 - 100	130	150	145
F	101 - 110	150	170	145
G	111 - 130	170	210	145
H	131 - 150	210	530	145
I	151 - 170	530	855	145
J	171 - 190	855	1280	145
K	191 - 225	1280	1815	145
L	226 - 255	1815	2135	145
M	Over 255	2135	2135	145

*Vehicle Excise Duty (VED) bands effective from 1 April 2019.

†Vehicles with a list price >£40k will be subject to a premium of £320 over the Standard Rate for 5 years.

‡First-year rate is paid when first registering a vehicle and is for the first 12 months Vehicle Excise Duty. After the first 12 months, the standard rate applicable at that time is payable.

MAZDA FINANCIAL SERVICES

Mazda Financial Services offers a variety of finance and insurance products to suit the needs of both private and business customers. With our wide range of plans and services, no-one is more committed to delivering complete motoring confidence and total peace of mind than Mazda and Mazda Financial Services.

MAZDA INSURANCE

When you buy your new Mazda from a Mazda franchised dealer, we'll give you 7 days' free comprehensive insurance cover so you can get on the road there and then. You'll also receive a FREE 1 year Excess Return Voucher worth £250. It works alongside your car insurance policy and pays up to £250 of your excess if you make a claim. Upgrade to our annual cover and benefit from our Mazda Accident Repair Promise all year round. In the event of an accident, unlike most other insurers, we guarantee to repair your Mazda at a Mazda approved bodyshop using only Mazda Genuine Parts. This helps to protect your Mazda's safety rating, resale value and manufacturer warranty. Plus you'll also get windscreen damage cover, EU cover and a complimentary courtesy car. We'll even pay your cancellation fee if you're insured elsewhere*. Eligibility criteria, terms and conditions apply.

Ask your dealer or call Mazda Insurance on 0330 102 7995.

Get a quote online at www.mazdacarinsurance.co.uk

Mazda Insurance is arranged and administered by Verex Insurance Services Ltd which arranges policies from a panel of insurers. *Offer not available online. Offer conditions apply.

FREE MAZDA ACCIDENT AFTERCARE

In the event of an accident, call Mazda first before your insurer on 0800 015 0367 for free 24-hour Accident AfterCare. Our dedicated case handlers will help with managing your claim and liaise with your insurer to process the claim. They will also exercise your right to a repair at a Mazda approved bodyshop using only genuine Mazda parts, in addition to other benefits such as providing you with a free courtesy car and maintaining your Mazda warranties.

Save the number to your mobile phone.

TAX FREE – DIPLOMATIC AND MILITARY SALES

For further information contact your Mazda dealer or contact Mazda on 03457 48 48 48.

MOTABILITY

For all Motability enquiries please contact your Mazda dealer or contact Mazda on 03457 48 48 48.

This price list, dated 18 July 2019, supersedes all previous price lists. It includes changes to Vehicle Excise Duty as confirmed in the October 2018 budget affecting estimated 'On the Road' prices. 'Factory fitted option prices quoted are recommended retail prices and are inclusive of VAT at 20%. Final prices shown are estimated 'On the Road' prices and are inclusive of number plates, 12 months' Vehicle Excise Duty and first registration fee. Certain models may be subject to changes in CO₂ emission levels and Vehicle Excise Duty Bands. Images may not be to UK specification. Finance subject to status. Terms and conditions apply. Applicants must be 18 or over. Guarantee may be required. Mazda Financial Services, RH1 1SR.

DRIVE TOGETHER

Mazda Motors UK Limited reserves the right to introduce changes in specification and equipment due to its ongoing product development. Prices are subject to change without prior notice.

Bose, Centerpoint, BassMatch, AudioPilot, Apple CarPlay® and Android Auto™ are registered trademarks in the U.S. and other countries. Used with permission. The Bluetooth® word mark and logos are owned by the Bluetooth SIG, Inc. and any use of such marks by Mazda Motor Corporation is under license. Other trademarks and trade names are those of their respective owners.

www.mazda.co.uk

Mazda Helpline: 03457 48 48 48

Effective from 18 July 2019

Part number: 810079565